

POWER RENTAL & SALES STAMP RENTALS

3653A Trousdale Drive • Nashville, TN 37204 • 615.837.1450 • www.prsconcrete.com

STONE PATTERNS


Note: All measurements throughout guide are approximate

FIELDSTONE



Pattern # S3000
Recommended Contractor Set: 12 Rigid, 2 Flex, 1 Skin, 1 Roller Sleeve
Suggested Touch-up and Detailing Tools:
Touch-up Texture Skin: Chiseled Slate – S7618-TS
Touch-up Texture Roller Sleeve: Chiseled Slate – SR0976
Chisels: 2" **Touch-up Wheel:** 3/16" or 3/8"

Grout Line Width: 1/4"-5/8"




ORCHARD STONE



Pattern # S3100
Recommended Contractor Set: 7 Rigid, 2 Flex, 1 Skin, 1 Roller Sleeve
Suggested Touch-up and Detailing Tools:
Touch-up Texture Skin: Italian Slate – S7218-TS
Touch-up Texture Roller Sleeve: Italian Slate – SR0972
Chisels: 2" **Touch-up Wheel:** 3/8"

Grout Line Width: 3/8"-3/4"




COLORADO FLAG



Pattern # S3200
Recommended Contractor Set: 7 Rigid, 1 Flex, 1 Skin, 1 Roller Sleeve
Suggested Touch-up and Detailing Tools:
Touch-up Texture Skin: Bluestone – S20018-TS
Touch-up Texture Roller Sleeve: Bluestone – SR0920
Chisels: 2", 4", 8" & 12" **Touch-up Wheel:** 3/16" or 3/8"

Grout Line Width: 3/16"-3/8"




GRANITE HERRINGBONE



Pattern # S5600
Recommended Contractor Set: 8 Rigid, 1 Flex, 1 Skin
Suggested Touch-up and Detailing Tools:
Touch-up Texture Skin: Granite Herringbone – S5601-TS
Chisels: 2", 4", & 8" **Touch-up Wheel:** 3/16"

Grout Line Width: 1/2"
 Stone Size: 11 1/2" x 5 1/2"

Touch-up Texture Skin
 Pattern # S5601-TS



MAYAN COBBLESTONE



Pattern # S5100

Recommended Contractor Set: 10 Rigid, 2 Flex, 1 Skin, 1 Roller Sleeve


Suggested Touch-up and Detailing Tools:

Touch-up Texture Skin: Coarse Stone - S7418-TS

Touch-up Texture Roller Sleeve: Coarse Stone - SR0974

Chisels: 2" & 4" **Touch-up Wheel:** 3/16" or 3/8"

Grout Line Width: 1/8"-3/4"



COBBLESTONE



Pattern # S5000

Recommended Contractor Set: 10 Rigid, 2 Flex, 1 Skin, 1 Roller Sleeve


Suggested Touch-up and Detailing Tools:

Touch-up Texture Skin: Chiseled Slate - S7618-TS

Touch-up Texture Roller Sleeve: Chiseled Slate - SR0976

Chisels: 2" & 4" **Touch-up Wheel:** 3/16"

Grout Line Width: 1/4"-1/2"



DUBLIN COBBLE



Pattern # S5800

Additional Tools:

Filler Stone - S5801

Recommended Contractor Set: 8 Rigid (4 of each color), 2 Flex (1 of each color), 1 Filler Stone, 1 Skin, 1 Roller Sleeve

Suggested Touch-up and Detailing Tools:

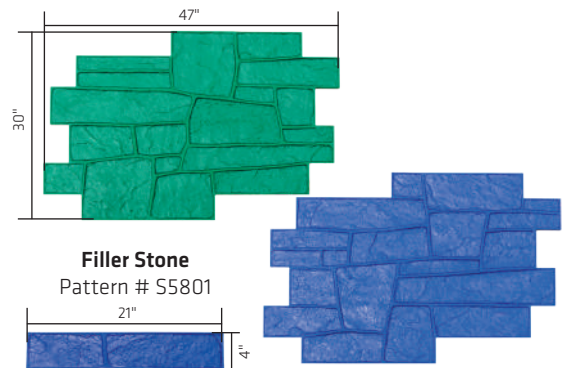
Touch-up Texture Skin: Bluestone - S20018-TS

Touch-up Texture Roller Sleeve: Bluestone - SR0920

Chisels: 2", 4", 8" & 12" **Touch-up Wheel:** Medium Stone Edge

Grout Line Width: 5/16"-1/2"

Grout Line Depth: 1/16"-1/4"



VERONA COBBLESTONE



Pattern # S5400

Recommended Contractor Set: 7 Rigid, 1 Flex, 1 Skin, 1 Roller Sleeve

Suggested Touch-up and Detailing Tools:

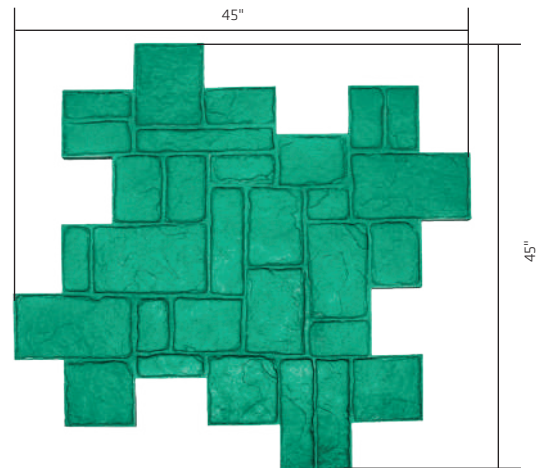
Touch-up Texture Skin: Chiseled Slate - S7618-TS

Touch-up Texture Roller Sleeve: Chiseled Slate - SR0976

Chisels: 4", 8", & 12" **Touch-up Wheel:** 3/8"

This tool can be rotated to reduce repetition and provide a more natural stone appearance.

Grout Line Width: 3/16"-1/2"



ENGLISH RIVENSTONE



Pattern # S5700

Recommended Contractor Set: 9 Rigid, 2 Flex, 1 Skin, 1 Roller Sleeve

Suggested Touch-up and Detailing Tools:

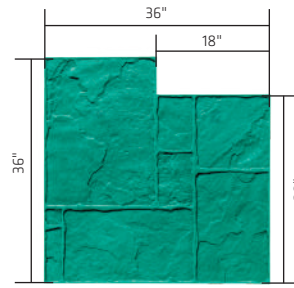
Touch-up Texture Skin: Bluestone - S20018-TS

Touch-up Texture Roller Sleeve: Bluestone - SR0920

Chisels: 2" & 4" **Touch-up Wheel:** 3/16" or 3/8"

Grout Line Width: 1/4"-1"

Grout Line Depth: 1/16"-5/16"



18" x 36" BLUESTONE



Pattern # S4210

Recommended Contractor Set: 9 Rigid, 2 Flex, 1 Skin, 1 Roller Sleeve

Suggested Touch-up and Detailing Tools:


Touch-up Texture Skin: Bluestone - S20018-TS

Touch-up Texture Roller Sleeve: Bluestone - SR0920

Chisels: 2", 4", 8", & 12" **Touch-up Wheel:** 3/16"

Grout Line Width: 3/8"

This example is laid out in a herringbone pattern. It can also be laid out in running bond, stacked bond, or basket weave.



18" x 36"

24" x 24" BLUESTONE



Pattern # S4200

Recommended Contractor Set: 7 Rigid, 2 Flex, 1 Skin, 1 Roller Sleeve


Suggested Touch-up and Detailing Tools:

Touch-up Texture Skin: Bluestone - S20018-TS

Touch-up Texture Roller Sleeve: Bluestone - SR0920

Chisels: 2", 4", & 8" **Touch-up Wheel:** 3/16"

Grout Line Width: 1/2"



ENGLISH YORKSTONE



Pattern # S4380

Recommended Contractor Set: 9 Rigid, 2 Flex, 1 Skin, 1 Roller Sleeve

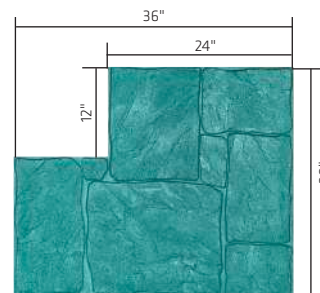
Suggested Touch-up and Detailing Tools:

Touch-up Texture Skin: Italian Slate - S7218-TS

Touch-up Texture Roller Sleeve: Italian Slate - SR0972

Chisels: 2", 4", & 8" **Touch-up Wheel:** 3/8"

Grout Line Width: 3/8"-1"



TETRA STONE



Pattern # S5300

Recommended Contractor Set: 6 Rigid, 1 Flex, 1 Skin, 1 Roller Sleeve

Suggested Touch-up and Detailing Tools:

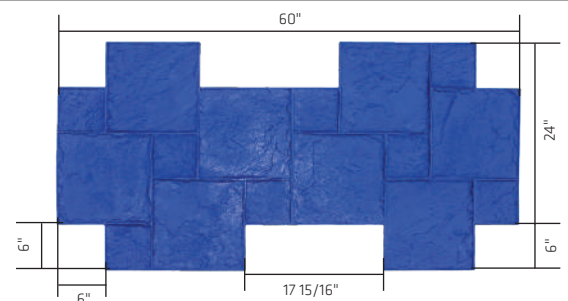
Touch-up Texture Skin: Chiseled Slate - S7618-TS

Touch-up Texture Roller Sleeve: Chiseled Slate - SR0976

Chisels: 2", 4", & 8" **Touch-up Wheel:** 3/16" or 3/8"

Flex stamp is approx. 30" x 30"

Grout Line Width: 3/16"-1/2"



SLATE PATTERNS

ASHLAR SLATE



Pattern # S4000

Recommended Contractor Set: 12 Rigid, 2 Flex, 1 Skin, 1 Roller Sleeve

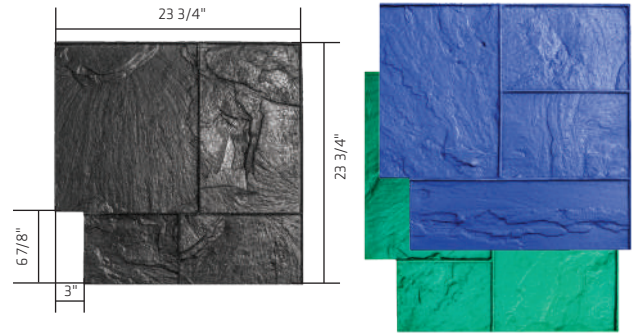
Suggested Touch-up and Detailing Tools:

Touch-up Texture Skin: Italian Slate – S7218-TS

Touch-up Texture Roller Sleeve: Italian Slate – SR0972

Chisels: 2", 4", & 8" **Touch-up Wheel:** 3/16"

Grout Line Width: 3/16"-5/16"



MAJESTIC ASHLAR



Pattern # S4100

Recommended Contractor Set: 9 Rigid, 2 Flex, 1 Skin, 1 Roller Sleeve


Suggested Touch-up and Detailing Tools:

Touch-up Texture Skin: Italian Slate – S7218-TS

Touch-up Texture Roller Sleeve: Italian Slate – SR0972

Chisels: 2", 4", & 8" **Touch-up Wheel:** 3/16"

Grout Line Width: 1/4"-3/8"



3' x 3' SLATE



Pattern # S4403

Recommended Contractor Set: 9 Rigid, 2 Flex, 1 Skin, 1 Roller Sleeve


Suggested Touch-up and Detailing Tools:

Touch-up Texture Skin: Italian Slate – S7218-TS

Touch-up Texture Roller Sleeve: Italian Slate – SR0972

Chisels: 2", 4", 8", & 12" **Touch-up Wheel:** 3/16"

Grout Line Width: 3/16"-3/8"



12" x 12" SLATE



Pattern # S4300

Recommended Contractor Set: 13 Rigid, 2 Flex, 1 Skin, 1 Roller Sleeve


Suggested Touch-up and Detailing Tools:

Touch-up Texture Skin: Italian Slate – S7218-TS

Touch-up Texture Roller Sleeve: Italian Slate – SR0972

Chisels: 2", 4", & 8" **Touch-up Wheel:** 3/16"

Grout Line Width: 1/4"-3/8"



BRICK PATTERNS

OLD CHICAGO RUNNING BOND BRICK



Pattern # S6600

Recommended Contractor Set: 10 Rigid, 2 Flex, 1 Skin, 1 Roller Sleeve

Suggested Touch-up and Detailing Tools:


Touch-up Texture Skin: Old Chicago – S73180-TS

Touch-up Texture Roller Sleeve: Old Chicago – SR0966

Chisels: 2", 4", & 8" **Touch-up Wheel:** 3/8"

Grout Line Width: 1/4"-7/8"

Brick Size: 8 1/2" x 4"



NEW BRICK RUNNING BOND



Pattern # S6200

Recommended Contractor Set: 10 Rigid, 2 Flex, 1 Skin, 1 Roller Sleeve

Suggested Touch-up and Detailing Tools:


Touch-up Texture Skin: New Brick – S7318-TS

Touch-up Texture Roller Sleeve: New Brick – SR0960

Chisels: 2", 4", & 8" **Touch-up Wheel:** 3/16" or 3/8"

Grout Line Width: 1/4"-3/8"

Brick Size: 7 5/8" x 3 3/4"



WOOD PATTERNS

GILPIN'S FALL BRIDGE PLANK



Available Tools:

55" x 16" (Green) – S7380GR

55" x 16" (Blue) – S7380BL

55" x 16" (Black) – S7380BK

Additional Tools:

96" x 16" (Black) – S7388BK

8" Timber End Grain Set – S7398 (see page 19)

4" End Grain Liner– S9177

Recommended Contractor Set: 9 Rigid, 2 Flex, 1 – 25" x 13 1/2" Skin,

1 – 53" x 15" Skin

Suggested Touch-up and Detailing Tools:

Touch-up Texture Skins:

25" x 13 1/2" Gilpin's Falls Bridge Plank – S7380-TS


53" x 15" Gilpin's Falls Bridge Plank – S7381-TS

Chisels: 2", 4", 8", & 12" **Touch-up Wheel:** not recommended

Grout Line Width: 1/8"
Grout Line Depth: 3/16"



53" x 15" Touch-up Texture Skin
Pattern # S7381-TS



25" x 13 1/2" Touch-up Texture Skin
Pattern # S7380-TS



55" x 16"



3 1/2" HARDWOOD PLANKS



Grout Line Width: 1/16"

Pattern # S7350

Additional Tools:

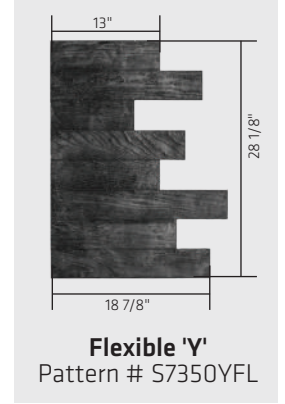
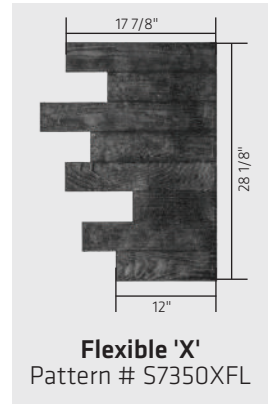


- Single Hardwood Plank Flexible - S7351FL
- Flexible 'X' - S7350XFL
- Flexible 'Y' - S7350YFL
- 8" Timber End Grain Set - S7398 (see page 19)

Recommended Contractor Set: 5 Rigid, 1 'X' Flex, 1 'Y' Flex, 2 Single Plank Flex

Suggested Touch-up and Detailing Tools:

Chisels: 2", 4", & 8" **Touch-up Wheel:** not recommended

Both Flexible 'X' and Flexible 'Y' tools are recommended to continue consistency of wood grain in stamped pattern



6" WOOD PLANK



Grout Line Width: 1/8"
Grout Line Depth: 1/8"

Pattern # S7370

Additional Tools:





- Single Wood Plank Flexible - S7371FL
- Flexible 'X' - S7370XFL
- Flexible 'Y' - S7370YFL
- 8" Timber End Grain Set - S7398 (see page 19)

Recommended Contractor Set: 3 Black Rigid, 3 Blue Rigid, 1 'X' Flex, 1 'Y' Flex, 1 Single Plank Flex, 1 Skin


Suggested Touch-up and Detailing Tools:

Touch-up Texture Skin: 6" Wood Plank - S7372-TS
Chisels: 2", 4", & 8" **Touch-up Wheel:** not recommended

Both Flexible 'X' and Flexible 'Y' tools are recommended to continue consistency of wood grain in stamped pattern



WOOD PAVER ASHLAR



Pattern # S7345

Additional Tools:

Wood Paver Ashlar Set of 2 Starter Pieces – S7346 (see **A**)

Recommended Contractor Set: 9 Rigid, 2 Flex, 1 Set of 2 Starter Pieces, 1 Skin

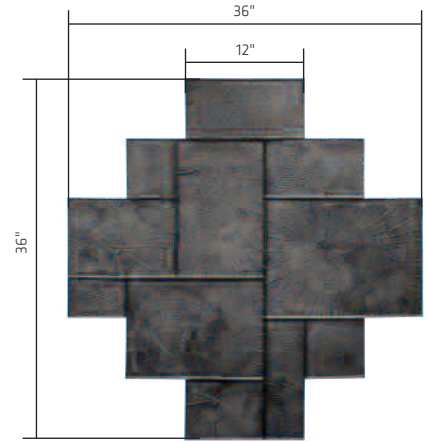

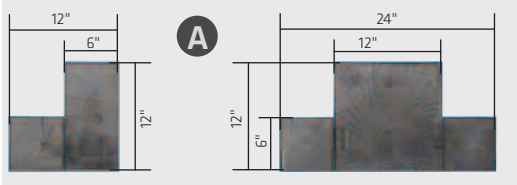
Suggested Touch-up and Detailing Tools:

Touch-up Texture Skin: Wood Paver – S7344-TS (see **B**)

Chisels: 2", 4", 8", & 12" **Touch-up Wheel:** 3/16"

This tool can be rotated to reduce repetition

Grout Line Width: 1/16"-1/4"
Grout Line Depth: 1/8"



8" FARMHOUSE TRIPLE PLANK



Pattern # S7335

Additional Tools:

8" Farmhouse Single Plank Blue – S7330BL

8" Farmhouse Single Plank Black – S7330BK

8" Farmhouse Single Plank Green – S7330GR


Recommended Contractor Set: 6 Rigid (3 of each color), 2 Flex (1 of each color), 1 Skin

Suggested Touch-up and Detailing Tools:

Touch-up Texture Skin: 8" Farmhouse Plank – S7336-TS

Chisels: 2", 4", 8", & 12" **Touch-up Wheel:** Not recommended

Grout Line Width: 1/8"
Grout Line Depth: 3/16"



TEXTURE MATS & TOUCH UP SKINS



HEAVY STONE TEXTURE MATS & TOUCH-UP SKINS

Available Tools:

18" x 18" - S7118-TS (touch-up texture skin)
36" x 36" - S7136-TS (texture mat with handles)
48" x 48" - S7148-TS (texture mat with handles)

Recommended Contractor Set: 4 - 48" x 48", 1 - 18" x 18"



ITALIAN SLATE TEXTURE MATS & TOUCH-UP SKINS

Available Tools:

18" x 18" - S7218-TS (touch-up texture skin)
36" x 36" - S7236-TS (texture mat with handles)
48" x 48" - S7248-TS (texture mat with handles)

Recommended Contractor Set: 4 - 48" x 48", 1 - 18" x 18",
1 Roller Sleeve

Suggested Touch-up and Detailing Tools:

Touch-up Texture Roller Sleeve: Italian Slate - SR0972




ROCK SALT TEXTURE MATS & TOUCH-UP SKINS

Available Tools:

18" x 18" - S7818-TS (touch-up texture skin)
36" x 36" - S7836-TS (texture mat with handles)
48" x 48" - S7848-TS (texture mat with handles)

Recommended Contractor Set: 4 - 48" x 48", 1 - 18" x 18"




TRAVERTINE TEXTURE MATS & TOUCH-UP SKINS

Available Tools:

18" x 18" - S8618-TS (touch-up texture skin)
36" x 36" - S8636-TS (texture mat with handles)
48" x 48" - S8648-TS (texture mat with handles)

Recommended Contractor Set: 4 - 48" x 48", 1 - 18" x 18"

Travertine seamless texture saw cut into 15" x 30" running bond





OXFORD SLATE TEXTURE MATS & TOUCH-UP SKINS

Available Tools:

- 18" x 18" - S8418-TS (touch-up texture skin)
- 36" x 36" - S8436-TS (texture mat with handles)
- 48" x 48" - S8448-TS (texture mat with handles)

Recommended Contractor Set: 4 - 48" x 48", 1 - 18" x 18"



18" x 18"



HADLEY CREEK SHALE TEXTURE MATS & TOUCH-UP SKINS


Available Tools:

- 18" x 18" - S8518-TS (touch-up texture skin)
- 36" x 36" - S8536-TS (texture mat with handles)
- 48" x 48" - S8548-TS (texture mat with handles)

Recommended Contractor Set: 4 - 48" x 48", 1 - 18" x 18"



18" x 18"



BLUESTONE TEXTURE MATS & TOUCH-UP SKINS

Available Tools:

- 18" x 18" - S20018-TS (touch-up texture skin)
- 36" x 36" - S20036-TS (texture mat with handles)
- 48" x 48" - S20048-TS (texture mat with handles)

Recommended Contractor Set: 4 - 48" x 48", 1 - 18" x 18", 1 Roller Sleeve

Suggested Touch-up and Detailing Tools:

Touch-up Texture Roller Sleeve: Bluestone - SR0920



18" x 18"



CHISELED SLATE TEXTURE MATS & TOUCH-UP SKINS


Available Tools:

- 18" x 18" - S7618-TS (touch-up texture skin)
- 36" x 36" - S7636-TS (texture mat with handles)
- 48" x 48" - S7648-TS (texture mat with handles)

Recommended Contractor Set: 4 - 48" x 48", 1 - 18" x 18", 1 Roller Sleeve

Suggested Touch-up and Detailing Tools:

Touch-up Texture Roller Sleeve: Chiseled Slate - SR0976



18" x 18"

BORDER PATTERNS



NEW BRICK SOLDIER COURSE

Pattern # S6900

Additional Tools:


Finishing Corner - S6903 (see **A**)
 Soldier Curve - S6230, Single Brick Set - S6905 (see **B**)

Recommended Contractor Set: 2 Rigid, 1 Flex, 1 Finishing Corner, 1 Soldier Curve, 1 Single Brick Set, 1 Skin, 1 Roller Sleeve, 1 Touch-up Tool Set

Suggested Touch-up and Detailing Tools:

Touch-up Texture Skin: New Brick - S7318-TS
Touch-up Texture Roller Sleeve: New Brick - SR0960
Touch-up Tool Set: New Brick Soldier Course - S6231

Grout Line Width: 1/4"-3/8"
 Brick Size: 3 3/4" x 7 3/4"



OLD CHICAGO SOLDIER COURSE

Pattern # S6800

Additional Tools:

Finishing Corner - S6801 (see **E**)
 Soldier Curve - S6830, Single Brick Set - S6803 (see **F**)

Recommended Contractor Set: 2 Rigid, 1 Flex, 1 Finishing Corner, 1 Soldier Curve, 1 Single Brick Set, 1 Skin, 1 Roller Sleeve, 1 Touch-up Tool Set

Suggested Touch-up and Detailing Tools:

Touch-up Texture Skin: Old Chicago - S73180-TS
Touch-up Texture Roller Sleeve: Old Chicago - SR0966
Touch-up Tool Set: Old Chicago Soldier Course - S6831
Chisels: 2", 4", & 8" **Touch-up Wheel:** 3/8"

Grout Line Width: 3/8"
 Brick Size: 4" x 8 1/2"



4" TUMBLED EDGE STONE BORDER

Pattern # S8210


Additional Tools:

Finishing Corner - S8211
 'T' - S8212
 Cross - S8213

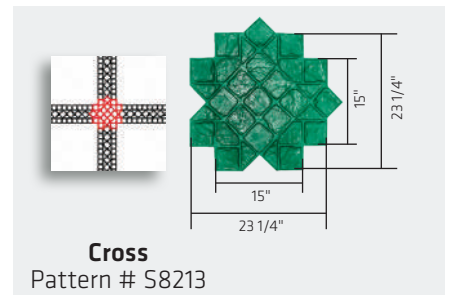
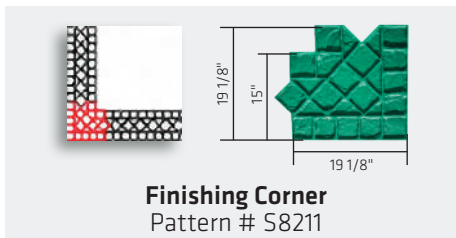
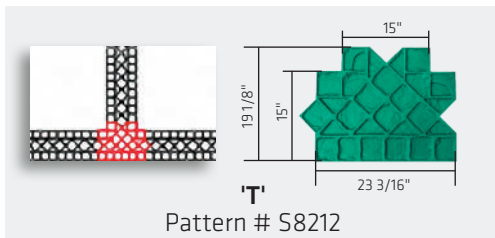
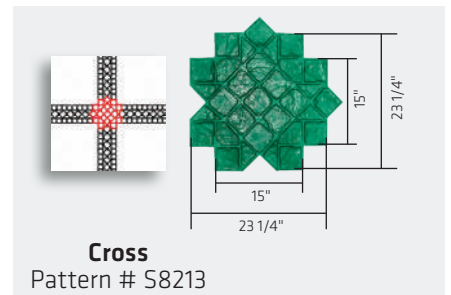
Recommended Contractor Set: 2 Rigid, 1 Flex, 1 Corner, 1 Skin, 1 Roller Sleeve
 (1 Cross & 1 'T' if needed)

Suggested Touch-up and Detailing Tools:

Touch-up Texture Skin: Bluestone - S20018-TS
Touch-up Texture Roller Sleeve: Bluestone - SR0920
Chisels: 2" & 4" **Touch-up Wheel:** 3/16" or 3/8"



Grout Line Width: 1/4"-5/8"




COMPASS PATTERNS



48" COMPASS ROSE
Pattern # S8235

Grout Line Width: 1/8"-1/2"



**96" WINDROSE
1/4 CIRCLE**
Pattern # S8240

Grout Line Width: 1/8"-5/8"
Grout Line Depth: 1/16"-1/4"

The 96" Windrose 1/4 Circle consists of a single 1/4 circle stamp. Recommended contractor set is 2 for alignment purposes.

