

**POWER RENTAL & SALES STAMP RENTALS**

2607 Triana Blvd • Huntsville, AL 35805 • 256.858.0400 • www.prsconcrete.com

**STONE PATTERNS**


*Note: All measurements throughout guide are approximate*

**FIELDSTONE**



Pattern # S3000  
**Recommended Contractor Set:** 12 Rigid, 2 Flex, 1 Skin, 1 Roller Sleeve  
*Suggested Touch-up and Detailing Tools:*  
**Touch-up Texture Skin:** Chiseled Slate - S7618-TS  
**Touch-up Texture Roller Sleeve:** Chiseled Slate - SR0976  
**Chisels:** 2" **Touch-up Wheel:** 3/16" or 3/8"

Grout Line Width: 1/4"-5/8"

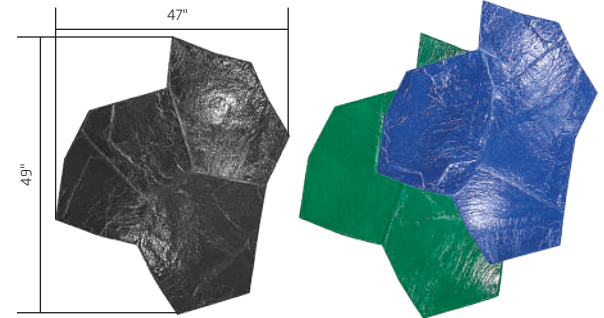


**ORCHARD STONE**



Pattern # S3100  
**Recommended Contractor Set:** 7 Rigid, 2 Flex, 1 Skin, 1 Roller Sleeve  
*Suggested Touch-up and Detailing Tools:*  
**Touch-up Texture Skin:** Italian Slate - S7218-TS  
**Touch-up Texture Roller Sleeve:** Italian Slate - SR0972  
**Chisels:** 2" **Touch-up Wheel:** 3/8"

Grout Line Width: 3/8"-3/4"




**APPALACHIAN FLAGSTONE**



Pattern # S3700  
**Recommended Contractor Set:** 9 Rigid (3 of each color), 3 Flex (1 of each color), 1 Skin  
*Suggested Touch-up and Detailing Tools:*  
**Touch-up Texture Skin:** Oxford Slate - S8418-TS  
**Chisels:** 2" & 4"  
**Touch-up Wheel:** 3/8" or Medium Stone Edge

Grout Line Width: 1/4"-1 3/8"  
 Grout Line Depth: 3/16"



## MAYAN COBBLESTONE



Pattern # S5100

**Recommended Contractor Set:** 10 Rigid, 2 Flex, 1 Skin, 1 Roller Sleeve


*Suggested Touch-up and Detailing Tools:*

**Touch-up Texture Skin:** Coarse Stone - S7418-TS

**Touch-up Texture Roller Sleeve:** Coarse Stone - SR0974

**Chisels:** 2" & 4" **Touch-up Wheel:** 3/16" or 3/8"

Grout Line Width: 1/8"-3/4"



## COBBLESTONE



Pattern # S5000

**Recommended Contractor Set:** 10 Rigid, 2 Flex, 1 Skin, 1 Roller Sleeve


*Suggested Touch-up and Detailing Tools:*

**Touch-up Texture Skin:** Chiseled Slate - S7618-TS

**Touch-up Texture Roller Sleeve:** Chiseled Slate - SR0976

**Chisels:** 2" & 4" **Touch-up Wheel:** 3/16"

Grout Line Width: 1/4"-1/2"



## DUBLIN COBBLE



Pattern # S5800

**Additional Tools:**

Filler Stone - S5801

**Recommended Contractor Set:** 8 Rigid (4 of each color), 2 Flex (1 of each color), 1 Filler Stone, 1 Skin, 1 Roller Sleeve

*Suggested Touch-up and Detailing Tools:*


**Touch-up Texture Skin:** Bluestone - S20018-TS

**Touch-up Texture Roller Sleeve:** Bluestone - SR0920

**Chisels:** 2", 4", 8" & 12" **Touch-up Wheel:** Medium Stone Edge

Grout Line Width: 5/16"-1/2"

Grout Line Depth: 1/16"-1/4"



## VERONA COBBLESTONE



Pattern # S5400

**Recommended Contractor Set:** 7 Rigid, 1 Flex, 1 Skin, 1 Roller Sleeve

*Suggested Touch-up and Detailing Tools:*

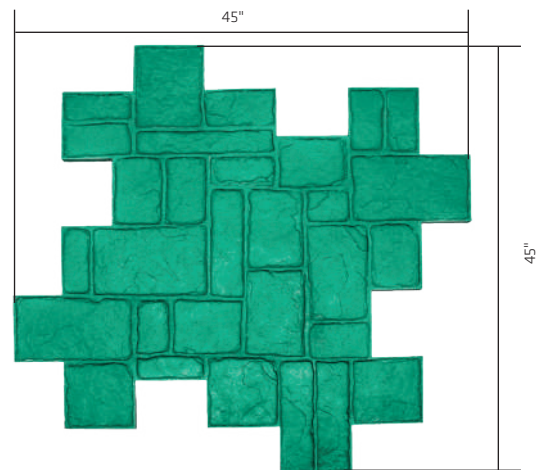
**Touch-up Texture Skin:** Chiseled Slate - S7618-TS

**Touch-up Texture Roller Sleeve:** Chiseled Slate - SR0976

**Chisels:** 4", 8", & 12" **Touch-up Wheel:** 3/8"

*This tool can be rotated to reduce repetition and provide a more natural stone appearance.*

Grout Line Width: 3/16"-1/2"





## ENGLISH RIVENSTONE



Pattern # S5700

**Recommended Contractor Set:** 9 Rigid, 2 Flex, 1 Skin, 1 Roller Sleeve

*Suggested Touch-up and Detailing Tools:*

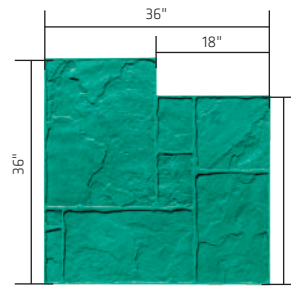
**Touch-up Texture Skin:** Bluestone – S20018-TS

**Touch-up Texture Roller Sleeve:** Bluestone – SR0920

**Chisels:** 2" & 4" **Touch-up Wheel:** 3/16" or 3/8"

Grout Line Width: 1/4"-1"

Grout Line Depth: 1/16"-5/16"



## 18" x 36" BLUESTONE



Pattern # S4210

**Recommended Contractor Set:** 9 Rigid, 2 Flex, 1 Skin, 1 Roller Sleeve

*Suggested Touch-up and Detailing Tools:*


**Touch-up Texture Skin:** Bluestone – S20018-TS

**Touch-up Texture Roller Sleeve:** Bluestone – SR0920

**Chisels:** 2", 4", 8", & 12" **Touch-up Wheel:** 3/16"

Grout Line Width: 3/8"

*This example is laid out in a herringbone pattern. It can also be laid out in running bond, stacked bond, or basket weave.*



## 24" x 24" BLUESTONE



Pattern # S4200

**Recommended Contractor Set:** 7 Rigid, 2 Flex, 1 Skin, 1 Roller Sleeve


*Suggested Touch-up and Detailing Tools:*

**Touch-up Texture Skin:** Bluestone – S20018-TS

**Touch-up Texture Roller Sleeve:** Bluestone – SR0920

**Chisels:** 2", 4", & 8" **Touch-up Wheel:** 3/16"

Grout Line Width: 1/2"



## ENGLISH YORKSTONE



Pattern # S4380

**Recommended Contractor Set:** 9 Rigid, 2 Flex, 1 Skin, 1 Roller Sleeve

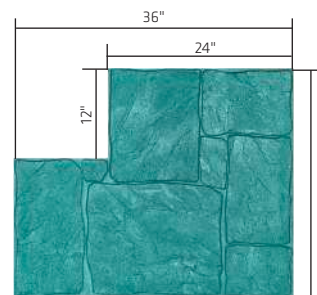
*Suggested Touch-up and Detailing Tools:*

**Touch-up Texture Skin:** Italian Slate – S7218-TS

**Touch-up Texture Roller Sleeve:** Italian Slate – SR0972

**Chisels:** 2", 4", & 8" **Touch-up Wheel:** 3/8"

Grout Line Width: 3/8"-1"



## TETRA STONE



Pattern # S5300

**Recommended Contractor Set:** 6 Rigid, 1 Flex, 1 Skin, 1 Roller Sleeve

*Suggested Touch-up and Detailing Tools:*

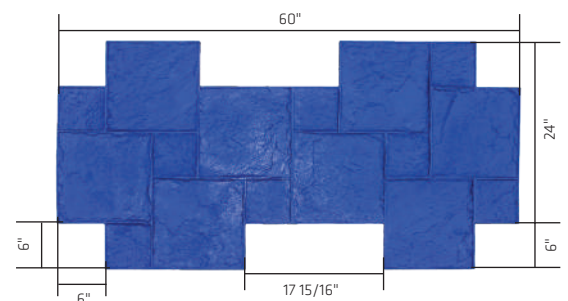
**Touch-up Texture Skin:** Chiseled Slate – S7618-TS

**Touch-up Texture Roller Sleeve:** Chiseled Slate – SR0976

**Chisels:** 2", 4", & 8" **Touch-up Wheel:** 3/16" or 3/8"

*Flex stamp is approx. 30" x 30"*

Grout Line Width: 3/16"-1/2"



## COLORADO FLAG



Pattern # S3200

**Recommended Contractor Set:** 7 Rigid, 1 Flex, 1 Skin, 1 Roller Sleeve


*Suggested Touch-up and Detailing Tools:*

**Touch-up Texture Skin:** Bluestone - S20018-TS

**Touch-up Texture Roller Sleeve:** Bluestone - SR0920

**Chisels:** 2", 4", 8" & 12" **Touch-up Wheel:** 3/16" or 3/8"

Grout Line Width: 3/16"-3/8"



## LARGE STONE FAN



Pattern # S5200

**Recommended Contractor Set:** 10 Rigid, 2 Flex, 1 Skin, 1 Roller Sleeve


*Suggested Touch-up and Detailing Tools:*

**Touch-up Texture Skin:** Chiseled Slate - S7618-TS

**Touch-up Texture Roller Sleeve:** Chiseled Slate - SR0976

**Chisels:** 2" **Touch-up Wheel:** 3/16"

Grout Line Width: 3/16"



## FOX VALLEY FLAGSTONE



Pattern # S3300

**Additional Tools:**  
Half Flexible - S3200-F

**Recommended Contractor Set:** 9 Rigid, 2 Half Flex, 1 Skin, 1 Roller Sleeve


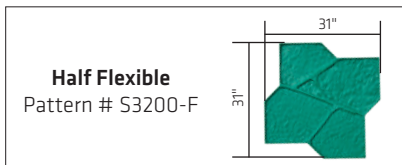

*Suggested Touch-up and Detailing Tools:*

**Touch-up Texture Skin:** Coarse Stone - S7418-TS

**Touch-up Texture Roller Sleeve:** Coarse Stone - SR0974

**Chisels:** 2", 4", & 8" **Touch-up Wheel:** 3/8"

Grout Line Width: 1/2"-1"



## SLATE PATTERNS

### ASHLAR SLATE



Pattern # S4000

**Recommended Contractor Set:** 12 Rigid, 2 Flex, 1 Skin, 1 Roller Sleeve

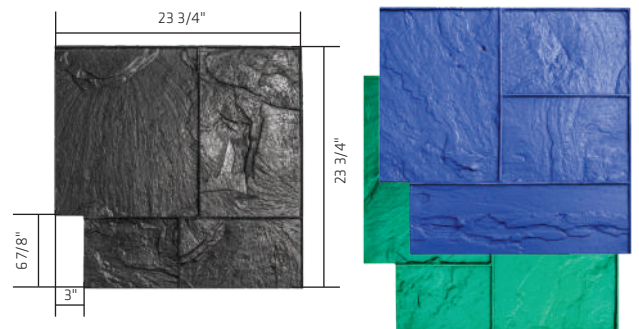
*Suggested Touch-up and Detailing Tools:*

**Touch-up Texture Skin:** Italian Slate - S7218-TS

**Touch-up Texture Roller Sleeve:** Italian Slate - SR0972

**Chisels:** 2", 4", & 8" **Touch-up Wheel:** 3/16"

Grout Line Width: 3/16"-5/16"





## MAJESTIC ASHLAR



Pattern # S4100

**Recommended Contractor Set:** 9 Rigid, 2 Flex, 1 Skin, 1 Roller Sleeve


*Suggested Touch-up and Detailing Tools:*

**Touch-up Texture Skin:** Italian Slate - S7218-TS

**Touch-up Texture Roller Sleeve:** Italian Slate - SR0972

**Chisels:** 2", 4", & 8" **Touch-up Wheel:** 3/16"

Grout Line Width: 1/4"-3/8"



## 3' x 3' SLATE



Pattern # S4403

**Recommended Contractor Set:** 9 Rigid, 2 Flex, 1 Skin, 1 Roller Sleeve


*Suggested Touch-up and Detailing Tools:*

**Touch-up Texture Skin:** Italian Slate - S7218-TS

**Touch-up Texture Roller Sleeve:** Italian Slate - SR0972

**Chisels:** 2", 4", 8", & 12" **Touch-up Wheel:** 3/16"

Grout Line Width: 3/16"-3/8"



# BRICK PATTERNS

## OLD CHICAGO RUNNING BOND BRICK



Pattern # S6600

**Recommended Contractor Set:** 10 Rigid, 2 Flex, 1 Skin, 1 Roller Sleeve


*Suggested Touch-up and Detailing Tools:*

**Touch-up Texture Skin:** Old Chicago - S73180-TS


**Touch-up Texture Roller Sleeve:** Old Chicago - SR0966

**Chisels:** 2", 4", & 8" **Touch-up Wheel:** 3/8"

Grout Line Width: 1/4"-7/8"  
Brick Size: 8 1/2" x 4"



## OLD CHICAGO HERRINGBONE BRICK



Pattern # S6700

**Recommended Contractor Set:** 10 Rigid, 2 Flex, 1 Skin, 1 Roller Sleeve

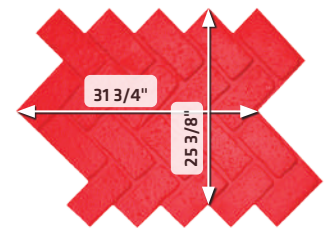
*Suggested Touch-up and Detailing Tools:*

**Touch-up Texture Skin:** Old Chicago - S73180-TS


**Touch-up Texture Roller Sleeve:** Old Chicago - SR0966

**Chisels:** 2", 4", & 8" **Touch-up Wheel:** 3/8"

Grout Line Width: 3/8"-7/8"  
Grout Line Depth: 1/16"-1/4"  
Brick Size: 8 1/2" x 4"



## NEW BRICK RUNNING BOND



Pattern # S6200

**Recommended Contractor Set:** 10 Rigid, 2 Flex, 1 Skin, 1 Roller Sleeve


*Suggested Touch-up and Detailing Tools:*

**Touch-up Texture Skin:** New Brick - S7318-TS

**Touch-up Texture Roller Sleeve:** New Brick - SR0960

**Chisels:** 2", 4", & 8" **Touch-up Wheel:** 3/16" or 3/8"

Grout Line Width: 1/4"-3/8"  
Brick Size: 7 5/8" x 3 3/4"



# WOOD PATTERNS

## GILPIN'S FALL BRIDGE PLANK



Grout Line Width: 1/8"  
Grout Line Depth: 3/16"

**Available Tools:**

- 55" x 16" (Green) – S7380GR
- 55" x 16" (Blue) – S7380BL
- 55" x 16" (Black) – S7380BK

**Additional Tools:**

- 96" x 16" (Black) – S7388BK
- 8" Timber End Grain Set – S7398 (see page 19)
- 4" End Grain Liner – S9177

**Recommended Contractor Set:** 9 Rigid, 2 Flex, 1 – 25" x 13 1/2" Skin, 1 – 53" x 15" Skin

*Suggested Touch-up and Detailing Tools:*

**Touch-up Texture Skins:**

- 25" x 13 1/2" Gilpin's Falls Bridge Plank – S7380-TS
- 53" x 15" Gilpin's Falls Bridge Plank – S7381-TS

**Chisels:** 2", 4", 8", & 12" **Touch-up Wheel:** not recommended



## 6" WOOD PLANK



Grout Line Width: 1/8"  
Grout Line Depth: 1/8"

Pattern # S7370

**Additional Tools:**

- Single Wood Plank Flexible – S7371FL
- Flexible 'X' – S7370XFL
- Flexible 'Y' – S7370YFL
- 8" Timber End Grain Set – S7398 (see page 19)




**Recommended Contractor Set:** 3 Black Rigid, 3 Blue Rigid, 1 'X' Flex, 1 'Y' Flex, 1 Single Plank Flex, 1 Skin

*Suggested Touch-up and Detailing Tools:*

**Touch-up Texture Skin:** 6" Wood Plank – S7372-TS

**Chisels:** 2", 4", & 8" **Touch-up Wheel:** not recommended

*Both Flexible 'X' and Flexible 'Y' tools are recommended to continue consistency of wood grain in stamped pattern*





## 12" WOOD PLANK



Grout Line Width: 1/8"

### Available Tools:

16" x 12" - S7516  
32" x 12" - S7532  
48" x 12" - S7548  
64" x 12" - S7564  
80" x 12" - S7580  
96" x 12" - S7596

### Additional Tools:

8" Timber End Grain Set - S7398 (see page 19)

**Recommended Contractor Set:** 2 to 3 of each Rigid, 1 - 16" x 12" Flex, 1 - 32" x 12" Flex, 1 - 48" x 12" Flex, 1 Skin

*Suggested Touch-up and Detailing Tools:*

**Touch-up Texture Skin:** 12" Wood Plank - S7599-TS

**Chisels:** 2", 4", 8", & 12" **Touch-up Wheel:** not recommended

47" x 11"

**Touch-up Texture Skin**  
Pattern # S7599-TS

32" x 12"

48" x 12"

64" x 12"

80" x 12"

16" x 12"

96" x 12"

## TEXTURE MATS & TOUCH UP SKINS



### HEAVY STONE TEXTURE MATS & TOUCH-UP SKINS

#### Available Tools:

18" x 18" - S7118-TS (touch-up texture skin)  
36" x 36" - S7136-TS (texture mat with handles)  
48" x 48" - S7148-TS (texture mat with handles)

**Recommended Contractor Set:** 4 - 48" x 48", 1 - 18" x 18"



18" x 18"



### ITALIAN SLATE TEXTURE MATS & TOUCH-UP SKINS

#### Available Tools:

18" x 18" - S7218-TS (touch-up texture skin)  
36" x 36" - S7236-TS (texture mat with handles)  
48" x 48" - S7248-TS (texture mat with handles)

**Recommended Contractor Set:** 4 - 48" x 48", 1 - 18" x 18", 1 Roller Sleeve

*Suggested Touch-up and Detailing Tools:*

Touch-up Texture Roller Sleeve: Italian Slate - SR0972



18" x 18"



## OXFORD SLATE TEXTURE MATS & TOUCH-UP SKINS

**Available Tools:**

- 18" x 18" - S8418-TS (touch-up texture skin)
- 36" x 36" - S8436-TS (texture mat with handles)
- 48" x 48" - S8448-TS (texture mat with handles)

**Recommended Contractor Set:** 4 - 48" x 48", 1 - 18" x 18"




## HADLEY CREEK SHALE TEXTURE MATS & TOUCH-UP SKINS

**Available Tools:**

- 18" x 18" - S8518-TS (touch-up texture skin)
- 36" x 36" - S8536-TS (texture mat with handles)
- 48" x 48" - S8548-TS (texture mat with handles)

**Recommended Contractor Set:** 4 - 48" x 48", 1 - 18" x 18"



## BLUESTONE TEXTURE MATS & TOUCH-UP SKINS

**Available Tools:**

- 18" x 18" - S20018-TS (touch-up texture skin)
- 36" x 36" - S20036-TS (texture mat with handles)
- 48" x 48" - S20048-TS (texture mat with handles)

**Recommended Contractor Set:** 4 - 48" x 48", 1 - 18" x 18", 1 Roller Sleeve

*Suggested Touch-up and Detailing Tools:*

Touch-up Texture Roller Sleeve: Bluestone - SR0920



## CHISELED SLATE TEXTURE MATS & TOUCH-UP SKINS


**Available Tools:**

- 18" x 18" - S7618-TS (touch-up texture skin)
- 36" x 36" - S7636-TS (texture mat with handles)
- 48" x 48" - S7648-TS (texture mat with handles)

**Recommended Contractor Set:** 4 - 48" x 48", 1 - 18" x 18", 1 Roller Sleeve

*Suggested Touch-up and Detailing Tools:*

Touch-up Texture Roller Sleeve: Chiseled Slate - SR0976





# BORDER PATTERNS



## NEW BRICK SOLDIER COURSE

Pattern # S6900

### Additional Tools:


Finishing Corner - S6903 (see **A**)  
 Soldier Curve - S6230, Single Brick Set - S6905 (see **B**)

**Recommended Contractor Set:** 2 Rigid, 1 Flex, 1 Finishing Corner, 1 Soldier Curve, 1 Single Brick Set, 1 Skin, 1 Roller Sleeve, 1 Touch-up Tool Set

*Suggested Touch-up and Detailing Tools:*

**Touch-up Texture Skin:** New Brick - S7318-TS  
**Touch-up Texture Roller Sleeve:** New Brick - SR0960  
**Touch-up Tool Set:** New Brick Soldier Course - S6231

Grout Line Width: 1/4"-3/8"  
 Brick Size: 3 3/4" x 7 3/4"



## OLD CHICAGO SOLDIER COURSE

Pattern # S6800

### Additional Tools:


Finishing Corner - S6801 (see **E**)  
 Soldier Curve - S6830, Single Brick Set - S6803 (see **F**)

**Recommended Contractor Set:** 2 Rigid, 1 Flex, 1 Finishing Corner, 1 Soldier Curve, 1 Single Brick Set, 1 Skin, 1 Roller Sleeve, 1 Touch-up Tool Set

*Suggested Touch-up and Detailing Tools:*

**Touch-up Texture Skin:** Old Chicago - S7318O-TS  
**Touch-up Texture Roller Sleeve:** Old Chicago - SR0966  
**Touch-up Tool Set:** Old Chicago Soldier Course - S6831  
**Chisels:** 2", 4", & 8" **Touch-up Wheel:** 3/8"

Grout Line Width: 3/8"  
 Brick Size: 4" x 8 1/2"



## LARGE BRICK SOLDIER COURSE


Pattern # S6850

**Recommended Contractor Set:** 2 Rigid, 1 Flex, 1 Skin, 1 Roller Sleeve

*Suggested Touch-up and Detailing Tools:*

**Touch-up Texture Skin:** New Brick - S7318-TS  
**Touch-up Texture Roller Sleeve:** New Brick - SR0960  
**Chisels:** 2", 4", & 8" **Touch-up Wheel:** not recommended

Grout Line Width: 1/8"  
 Brick Size: 3 7/8" x 11 3/4"



## 4" X 4" GRANITE BORDER 2 ROW


Pattern # S5615

**Recommended Contractor Set:** 2 Rigid, 1 Flex, 1 Skin

*Suggested Touch-up and Detailing Tools:*

**Touch-up Texture Skin:** 4" x 4" Granite Set - S5618-TS  
**Chisels:** 2" & 4" **Touch-up Wheel:** 3/16" or 3/8"

Grout Line Width: 3/8"-5/8"



## 4" TUMBLLED EDGE STONE BORDER

Pattern # S8210


### Additional Tools:

Finishing Corner - S8211  
 'T' - S8212  
 Cross - S8213

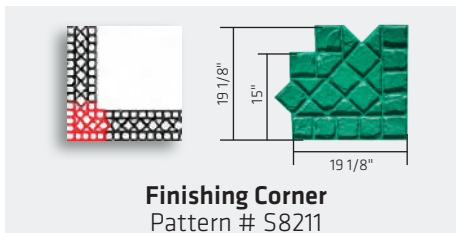
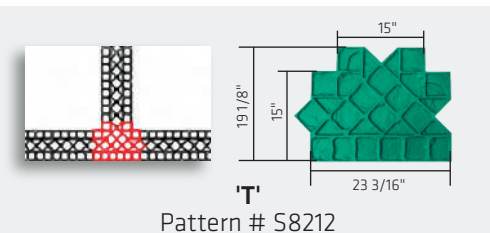
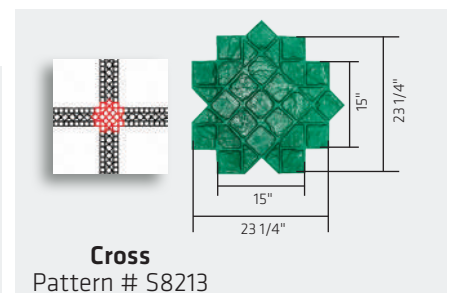
**Recommended Contractor Set:** 2 Rigid, 1 Flex, 1 Corner, 1 Skin, 1 Roller Sleeve  
 (1 Cross & 1 'T' if needed)

*Suggested Touch-up and Detailing Tools:*

**Touch-up Texture Skin:** Bluestone - S20018-TS  
**Touch-up Texture Roller Sleeve:** Bluestone - SR0920  
**Chisels:** 2" & 4" **Touch-up Wheel:** 3/16" or 3/8"



Grout Line Width: 1/4"-5/8"



**Cross**  
 Pattern # S8213




# COMPASS PATTERNS




**48" COMPASS ROSE**  
Pattern # S8235

Grout Line Width: 1/8"-1/2"



**48" WINDROSE**  
Pattern # S8230

Grout Line Width: 1/4"-1/2"



**96" WINDROSE  
1/4 CIRCLE**  
Pattern # S8240

Grout Line Width: 1/8"-5/8"  
Grout Line Depth: 1/16"-1/4"

*The 96" Windrose 1/4 Circle consists of a single 1/4 circle stamp. Recommended contractor set is 2 for alignment purposes.*

