


**POWER RENTAL & SALES STAMP RENTALS**

4060 South Access Road • Chattanooga, TN 37406 • 423.760.4810 • www.prsconcrete.com

**STONE PATTERNS**

**Note:** All measurements throughout guide are approximate

**FIELDSTONE**



Pattern # S3000

**Recommended Contractor Set:** 12 Rigid, 2 Flex, 1 Skin, 1 Roller Sleeve


*Suggested Touch-up and Detailing Tools:*

**Touch-up Texture Skin:** Chiseled Slate - S7618-TS

**Touch-up Texture Roller Sleeve:** Chiseled Slate - SR0976

**Chisels:** 2" **Touch-up Wheel:** 3/16" or 3/8"

Grout Line Width: 1/4"-5/8"



**ORCHARD STONE**



Pattern # S3100

**Recommended Contractor Set:** 7 Rigid, 2 Flex, 1 Skin, 1 Roller Sleeve


*Suggested Touch-up and Detailing Tools:*

**Touch-up Texture Skin:** Italian Slate - S7218-TS


**Touch-up Texture Roller Sleeve:** Italian Slate - SR0972

**Chisels:** 2" **Touch-up Wheel:** 3/8"

Grout Line Width: 3/8"-3/4"



**APPALACHIAN FLAGSTONE**



Pattern # S3700

**Recommended Contractor Set:** 9 Rigid (3 of each color), 3 Flex (1 of each color), 1 Skin

*Suggested Touch-up and Detailing Tools:*


**Touch-up Texture Skin:** Oxford Slate - S8418-TS

**Chisels:** 2" & 4"

**Touch-up Wheel:** 3/8" or Medium Stone Edge

Grout Line Width: 1/4"-1 3/8"

Grout Line Depth: 3/16"



## MAYAN COBBLESTONE



Pattern # S5100

**Recommended Contractor Set:** 10 Rigid, 2 Flex, 1 Skin, 1 Roller Sleeve

*Suggested Touch-up and Detailing Tools:*

**Touch-up Texture Skin:** Coarse Stone - S7418-TS

**Touch-up Texture Roller Sleeve:** Coarse Stone - SR0974

**Chisels:** 2" & 4" **Touch-up Wheel:** 3/16" or 3/8"

Grout Line Width: 1/8"-3/4"



## COBBLESTONE



Pattern # S5000

**Recommended Contractor Set:** 10 Rigid, 2 Flex, 1 Skin, 1 Roller Sleeve


*Suggested Touch-up and Detailing Tools:*

**Touch-up Texture Skin:** Chiseled Slate - S7618-TS

**Touch-up Texture Roller Sleeve:** Chiseled Slate - SR0976

**Chisels:** 2" & 4" **Touch-up Wheel:** 3/16"

Grout Line Width: 1/4"-1/2"



## DUBLIN COBBLE



Pattern # S5800

**Additional Tools:**

Filler Stone - S5801

**Recommended Contractor Set:** 8 Rigid (4 of each color), 2 Flex (1 of each color), 1 Filler Stone, 1 Skin, 1 Roller Sleeve

*Suggested Touch-up and Detailing Tools:*

**Touch-up Texture Skin:** Bluestone - S20018-TS

**Touch-up Texture Roller Sleeve:** Bluestone - SR0920

**Chisels:** 2", 4", 8" & 12" **Touch-up Wheel:** Medium Stone Edge

Grout Line Width: 5/16"-1/2"

Grout Line Depth: 1/16"-1/4"



## VERONA COBBLESTONE



Pattern # S5400

**Recommended Contractor Set:** 7 Rigid, 1 Flex, 1 Skin, 1 Roller Sleeve

*Suggested Touch-up and Detailing Tools:*


**Touch-up Texture Skin:** Chiseled Slate - S7618-TS

**Touch-up Texture Roller Sleeve:** Chiseled Slate - SR0976

**Chisels:** 4", 8", & 12" **Touch-up Wheel:** 3/8"

*This tool can be rotated to reduce repetition and provide a more natural stone appearance.*

Grout Line Width: 3/16"-1/2"



## 18" x 36" BLUESTONE



Pattern # S4210

**Recommended Contractor Set:** 9 Rigid, 2 Flex, 1 Skin, 1 Roller Sleeve

*Suggested Touch-up and Detailing Tools:*

**Touch-up Texture Skin:** Bluestone - S20018-TS

**Touch-up Texture Roller Sleeve:** Bluestone - SR0920

**Chisels:** 2", 4", 8", & 12" **Touch-up Wheel:** 3/16"

Grout Line Width: 3/8"



*This example is laid out in a herringbone pattern. It can also be laid out in running bond, stacked bond, or basket weave.*



## ENGLISH RIVENSTONE



Pattern # S5700

**Recommended Contractor Set:** 9 Rigid, 2 Flex, 1 Skin, 1 Roller Sleeve

*Suggested Touch-up and Detailing Tools:*

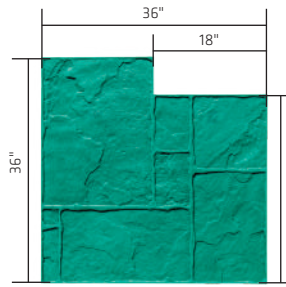
**Touch-up Texture Skin:** Bluestone - S20018-TS

**Touch-up Texture Roller Sleeve:** Bluestone - SR0920

**Chisels:** 2" & 4" **Touch-up Wheel:** 3/16" or 3/8"

Grout Line Width: 1/4"-1"

Grout Line Depth: 1/16"-5/16"



## SLATE PATTERNS

### ASHLAR SLATE



Pattern # S4000

**Recommended Contractor Set:** 12 Rigid, 2 Flex, 1 Skin, 1 Roller Sleeve



*Suggested Touch-up and Detailing Tools:*

**Touch-up Texture Skin:** Italian Slate - S7218-TS

**Touch-up Texture Roller Sleeve:** Italian Slate - SR0972

**Chisels:** 2", 4", & 8" **Touch-up Wheel:** 3/16"

Grout Line Width: 3/16"-5/16"



### MAJESTIC ASHLAR



Pattern # S4100

**Recommended Contractor Set:** 9 Rigid, 2 Flex, 1 Skin, 1 Roller Sleeve


*Suggested Touch-up and Detailing Tools:*

**Touch-up Texture Skin:** Italian Slate - S7218-TS

**Touch-up Texture Roller Sleeve:** Italian Slate - SR0972

**Chisels:** 2", 4", & 8" **Touch-up Wheel:** 3/16"

Grout Line Width: 1/4"-3/8"



### 3' x 3' SLATE



Pattern # S4403

**Recommended Contractor Set:** 9 Rigid, 2 Flex, 1 Skin, 1 Roller Sleeve



*Suggested Touch-up and Detailing Tools:*

**Touch-up Texture Skin:** Italian Slate - S7218-TS

**Touch-up Texture Roller Sleeve:** Italian Slate - SR0972

**Chisels:** 2", 4", 8", & 12" **Touch-up Wheel:** 3/16"

Grout Line Width: 3/16"-3/8"



# BRICK PATTERNS

## OLD CHICAGO RUNNING BOND BRICK



Pattern # S6600

**Recommended Contractor Set:** 10 Rigid, 2 Flex, 1 Skin, 1 Roller Sleeve

*Suggested Touch-up and Detailing Tools:*


**Touch-up Texture Skin:** Old Chicago - S73180-TS

**Touch-up Texture Roller Sleeve:** Old Chicago - SR0966


**Chisels:** 2", 4", & 8" **Touch-up Wheel:** 3/8"

Grout Line Width: 1/4"-7/8"

Brick Size: 8 1/2" x 4"



## OLD CHICAGO HERRINGBONE BRICK



Pattern # S6700

**Recommended Contractor Set:** 10 Rigid, 2 Flex, 1 Skin, 1 Roller Sleeve

*Suggested Touch-up and Detailing Tools:*

**Touch-up Texture Skin:** Old Chicago - S73180-TS

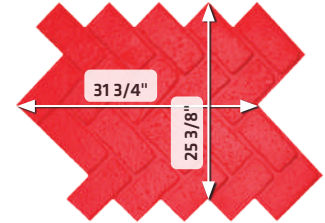
**Touch-up Texture Roller Sleeve:** Old Chicago - SR0966

**Chisels:** 2", 4", & 8" **Touch-up Wheel:** 3/8"

Grout Line Width: 3/8"-7/8"

Grout Line Depth: 1/16"-1/4"

Brick Size: 8 1/2" x 4"



## NEW BRICK RUNNING BOND



Pattern # S6200

**Recommended Contractor Set:** 10 Rigid, 2 Flex, 1 Skin, 1 Roller Sleeve

*Suggested Touch-up and Detailing Tools:*

**Touch-up Texture Skin:** New Brick - S7318-TS

**Touch-up Texture Roller Sleeve:** New Brick - SR0960

**Chisels:** 2", 4", & 8" **Touch-up Wheel:** 3/16" or 3/8"

Grout Line Width: 1/4"-3/8"

Brick Size: 7 5/8" x 3 3/4"



## NEW BRICK HERRINGBONE



Pattern # S6000

**Recommended Contractor Set:** 10 Rigid, 2 Flex, 1 Skin, 1 Roller Sleeve

*Suggested Touch-up and Detailing Tools:*

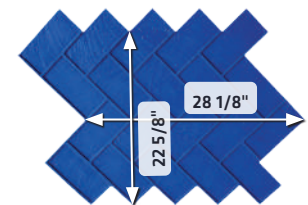
**Touch-up Texture Skin:** New Brick - S7318-TS

**Touch-up Texture Roller Sleeve:** New Brick - SR0960

**Chisels:** 2", 4", & 8" **Touch-up Wheel:** 3/16" or 3/8"

Grout Line Width: 1/4"-3/8"

Brick Size: 7 5/8" x 3 3/4"





# WOOD PATTERNS

## GILPIN'S FALL BRIDGE PLANK



Grout Line Width: 1/8"  
Grout Line Depth: 3/16"

### Available Tools:

55" x 16" (Green) – S7380GR  
55" x 16" (Blue) – S7380BL  
55" x 16" (Black) – S7380BK

### Additional Tools:

96" x 16" (Black) – S7388BK  
8" Timber End Grain Set – S7398 (see page 19)  
4" End Grain Liner – S9177

**Recommended Contractor Set:** 9 Rigid, 2 Flex, 1 – 25" x 13 1/2" Skin, 1 – 53" x 15" Skin

*Suggested Touch-up and Detailing Tools:*

### Touch-up Texture Skins:

25" x 13 1/2" Gilpin's Falls Bridge Plank – S7380-TS  
53" x 15" Gilpin's Falls Bridge Plank – S7381-TS

**Chisels:** 2", 4", 8", & 12" **Touch-up Wheel:** not recommended



## 6" WOOD PLANK



Grout Line Width: 1/8"  
Grout Line Depth: 1/8"

Pattern # S7370

### Additional Tools:

Single Wood Plank Flexible – S7371FL  
Flexible 'X' – S7370XFL  
Flexible 'Y' – S7370YFL  
8" Timber End Grain Set – S7398 (see page 19)




**Recommended Contractor Set:** 3 Black Rigid, 3 Blue Rigid, 1 'X' Flex, 1 'Y' Flex, 1 Single Plank Flex, 1 Skin

*Suggested Touch-up and Detailing Tools:*

**Touch-up Texture Skin:** 6" Wood Plank – S7372-TS

**Chisels:** 2", 4", & 8" **Touch-up Wheel:** not recommended


*Both Flexible 'X' and Flexible 'Y' tools are recommended to continue consistency of wood grain in stamped pattern*




**Single Wood Plank Flexible**  
Pattern # S7371FL



**Touch-up Texture Skin**  
Pattern # S7372-TS



**Flexible 'X'**  
Pattern # S7370XFL



**Flexible 'Y'**  
Pattern # S7370YFL

## 8" FARMHOUSE TRIPLE PLANK



Pattern # S7335

**Additional Tools:**

- 8" Farmhouse Single Plank Blue - S7330BL
- 8" Farmhouse Single Plank Black - S7330BK
- 8" Farmhouse Single Plank Green - S7330GR


**Recommended Contractor Set:** 6 Rigid (3 of each color), 2 Flex (1 of each color), 1 Skin

*Suggested Touch-up and Detailing Tools:*

**Touch-up Texture Skin:** 8" Farmhouse Plank - S7336-TS

**Chisels:** 2", 4", 8", & 12" **Touch-up Wheel:** Not recommended

Grout Line Width: 1/8"  
Grout Line Depth: 3/16"



**20" x 8" Touch-up Texture Skin**  
Pattern # S7336-TS

## TEXTURE MATS & TOUCH UP SKINS



### HEAVY STONE TEXTURE MATS & TOUCH-UP SKINS

**Available Tools:**

- 18" x 18" - S7118-TS (touch-up texture skin)
- 36" x 36" - S7136-TS (texture mat with handles)
- 48" x 48" - S7148-TS (texture mat with handles)

**Recommended Contractor Set:** 4 - 48" x 48", 1 - 18" x 18"



18" x 18"



### ITALIAN SLATE TEXTURE MATS & TOUCH-UP SKINS

**Available Tools:**

- 18" x 18" - S7218-TS (touch-up texture skin)
- 36" x 36" - S7236-TS (texture mat with handles)
- 48" x 48" - S7248-TS (texture mat with handles)

**Recommended Contractor Set:** 4 - 48" x 48", 1 - 18" x 18", 1 Roller Sleeve

*Suggested Touch-up and Detailing Tools:*

Touch-up Texture Roller Sleeve: Italian Slate - SR0972



18" x 18"





## OXFORD SLATE TEXTURE MATS & TOUCH-UP SKINS

**Available Tools:**

- 18" x 18" - S8418-TS (touch-up texture skin)
- 36" x 36" - S8436-TS (texture mat with handles)
- 48" x 48" - S8448-TS (texture mat with handles)

**Recommended Contractor Set:** 4 - 48" x 48", 1 - 18" x 18"




## HADLEY CREEK SHALE TEXTURE MATS & TOUCH-UP SKINS

**Available Tools:**

- 18" x 18" - S8518-TS (touch-up texture skin)
- 36" x 36" - S8536-TS (texture mat with handles)
- 48" x 48" - S8548-TS (texture mat with handles)

**Recommended Contractor Set:** 4 - 48" x 48", 1 - 18" x 18"



## BLUESTONE TEXTURE MATS & TOUCH-UP SKINS

**Available Tools:**

- 18" x 18" - S20018-TS (touch-up texture skin)
- 36" x 36" - S20036-TS (texture mat with handles)
- 48" x 48" - S20048-TS (texture mat with handles)

**Recommended Contractor Set:** 4 - 48" x 48", 1 - 18" x 18", 1 Roller Sleeve

*Suggested Touch-up and Detailing Tools:*

Touch-up Texture Roller Sleeve: Bluestone - SR0920



## CHISELED SLATE TEXTURE MATS & TOUCH-UP SKINS


**Available Tools:**

- 18" x 18" - S7618-TS (touch-up texture skin)
- 36" x 36" - S7636-TS (texture mat with handles)
- 48" x 48" - S7648-TS (texture mat with handles)

**Recommended Contractor Set:** 4 - 48" x 48", 1 - 18" x 18", 1 Roller Sleeve

*Suggested Touch-up and Detailing Tools:*

Touch-up Texture Roller Sleeve: Chiseled Slate - SR0976



# BORDER PATTERNS



## NEW BRICK SOLDIER COURSE

Pattern # S6900

### Additional Tools:


Finishing Corner - S6903 (see **A**)  
 Soldier Curve - S6230, Single Brick Set - S6905 (see **B**)

**Recommended Contractor Set:** 2 Rigid, 1 Flex, 1 Finishing Corner, 1 Soldier Curve, 1 Single Brick Set, 1 Skin, 1 Roller Sleeve, 1 Touch-up Tool Set

*Suggested Touch-up and Detailing Tools:*

**Touch-up Texture Skin:** New Brick - S7318-TS  
**Touch-up Texture Roller Sleeve:** New Brick - SR0960  
**Touch-up Tool Set:** New Brick Soldier Course - S6231

Grout Line Width: 1/4"-3/8"  
 Brick Size: 3 3/4" x 7 3/4"



## OLD CHICAGO SOLDIER COURSE

Pattern # S6800

### Additional Tools:


Finishing Corner - S6801 (see **E**)  
 Soldier Curve - S6830, Single Brick Set - S6803 (see **F**)

**Recommended Contractor Set:** 2 Rigid, 1 Flex, 1 Finishing Corner, 1 Soldier Curve, 1 Single Brick Set, 1 Skin, 1 Roller Sleeve, 1 Touch-up Tool Set

*Suggested Touch-up and Detailing Tools:*

**Touch-up Texture Skin:** Old Chicago - S73180-TS  
**Touch-up Texture Roller Sleeve:** Old Chicago - SR0966  
**Touch-up Tool Set:** Old Chicago Soldier Course - S6831  
**Chisels:** 2", 4", & 8" **Touch-up Wheel:** 3/8"

Grout Line Width: 3/8"  
 Brick Size: 4" x 8 1/2"



## 4" X 4" GRANITE BORDER 3 ROW


Pattern # S5616

**Recommended Contractor Set:** 2 Rigid, 1 Flex, 1 Skin

*Suggested Touch-up and Detailing Tools:*

**Touch-up Texture Skin:** 4" x 4" Granite Set - S5618-TS  
**Chisels:** 2" & 4" **Touch-up Wheel:** 3/16" or 3/8"

Grout Line Width: 3/8"-5/8"



## 4" TUMBLED EDGE STONE BORDER

Pattern # S8210


### Additional Tools:

Finishing Corner - S8211  
 'T' - S8212  
 Cross - S8213

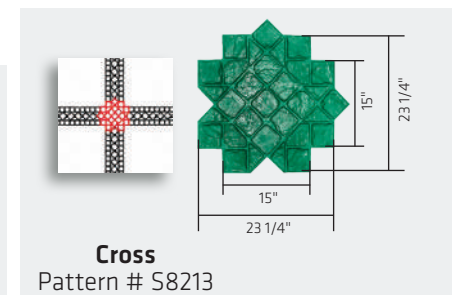
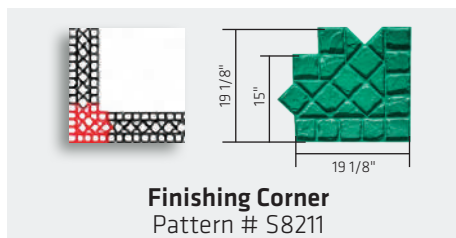
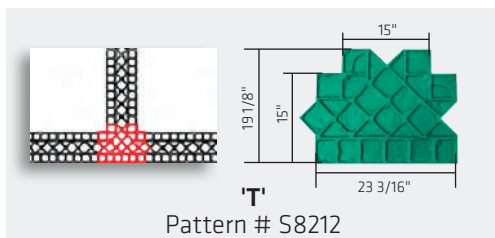
**Recommended Contractor Set:** 2 Rigid, 1 Flex, 1 Corner, 1 Skin, 1 Roller Sleeve  
 (1 Cross & 1 'T' if needed)

*Suggested Touch-up and Detailing Tools:*

**Touch-up Texture Skin:** Bluestone - S20018-TS  
**Touch-up Texture Roller Sleeve:** Bluestone - SR0920  
**Chisels:** 2" & 4" **Touch-up Wheel:** 3/16" or 3/8"



Grout Line Width: 1/4"-5/8"





# COMPASS PATTERNS



## 48" COMPASS ROSE

Pattern # S8235

Grout Line Width: 1/8"-1/2"

