


POWER RENTAL & SALES STAMP RENTALS

2607 Triana Blvd • Huntsville, AL 35805 • 256.858.0400 • www.prsconcrete.com

STONE PATTERNS


Note: All measurements throughout guide are approximate

FIELDSTONE



Pattern # S3000
Recommended Contractor Set: 12 Rigid, 2 Flex, 1 Skin, 1 Roller Sleeve
Suggested Touch-up and Detailing Tools:
Touch-up Texture Skin: Chiseled Slate - S7618-TS
Touch-up Texture Roller Sleeve: Chiseled Slate - SR0976
Chisels: 2" **Touch-up Wheel:** 3/16" or 3/8"

Grout Line Width: 1/4"-5/8"




ORCHARD STONE



Pattern # S3100
Recommended Contractor Set: 7 Rigid, 2 Flex, 1 Skin, 1 Roller Sleeve
Suggested Touch-up and Detailing Tools:
Touch-up Texture Skin: Italian Slate - S7218-TS
Touch-up Texture Roller Sleeve: Italian Slate - SR0972
Chisels: 2" **Touch-up Wheel:** 3/8"

Grout Line Width: 3/8"-3/4"




APPALACHIAN FLAGSTONE



Pattern # S3700
Recommended Contractor Set: 9 Rigid (3 of each color), 3 Flex (1 of each color), 1 Skin
Suggested Touch-up and Detailing Tools:
Touch-up Texture Skin: Oxford Slate - S8418-TS
Chisels: 2" & 4"
Touch-up Wheel: 3/8" or Medium Stone Edge

Grout Line Width: 1/4"-1 3/8"
 Grout Line Depth: 3/16"



MAYAN COBBLESTONE



Pattern # S5100

Recommended Contractor Set: 10 Rigid, 2 Flex, 1 Skin, 1 Roller Sleeve


Suggested Touch-up and Detailing Tools:

Touch-up Texture Skin: Coarse Stone - S7418-TS

Touch-up Texture Roller Sleeve: Coarse Stone - SR0974

Chisels: 2" & 4" **Touch-up Wheel:** 3/16" or 3/8"

Grout Line Width: 1/8"-3/4"



COBBLESTONE



Pattern # S5000

Recommended Contractor Set: 10 Rigid, 2 Flex, 1 Skin, 1 Roller Sleeve


Suggested Touch-up and Detailing Tools:

Touch-up Texture Skin: Chiseled Slate - S7618-TS

Touch-up Texture Roller Sleeve: Chiseled Slate - SR0976

Chisels: 2" & 4" **Touch-up Wheel:** 3/16"

Grout Line Width: 1/4"-1/2"



DUBLIN COBBLE



Pattern # S5800

Additional Tools:

Filler Stone - S5801

Recommended Contractor Set: 8 Rigid (4 of each color), 2 Flex (1 of each color), 1 Filler Stone, 1 Skin, 1 Roller Sleeve

Suggested Touch-up and Detailing Tools:

Touch-up Texture Skin: Bluestone - S20018-TS

Touch-up Texture Roller Sleeve: Bluestone - SR0920

Chisels: 2", 4", 8" & 12" **Touch-up Wheel:** Medium Stone Edge

Grout Line Width: 5/16"-1/2"

Grout Line Depth: 1/16"-1/4"



VERONA COBBLESTONE



Pattern # S5400

Recommended Contractor Set: 7 Rigid, 1 Flex, 1 Skin, 1 Roller Sleeve

Suggested Touch-up and Detailing Tools:

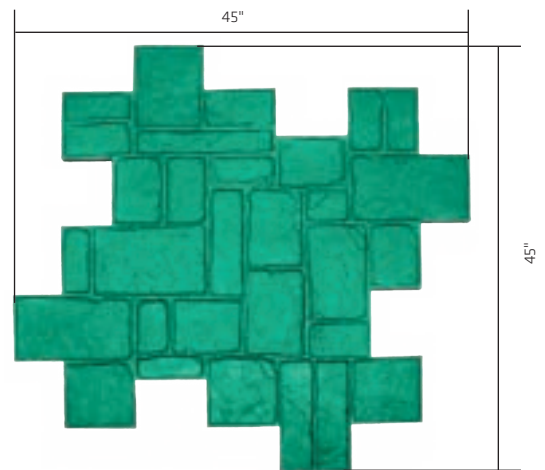
Touch-up Texture Skin: Chiseled Slate - S7618-TS

Touch-up Texture Roller Sleeve: Chiseled Slate - SR0976

Chisels: 4", 8", & 12" **Touch-up Wheel:** 3/8"

This tool can be rotated to reduce repetition and provide a more natural stone appearance.

Grout Line Width: 3/16"-1/2"



ENGLISH RIVENSTONE



Pattern # S5700

Recommended Contractor Set: 9 Rigid, 2 Flex, 1 Skin, 1 Roller Sleeve

Suggested Touch-up and Detailing Tools:

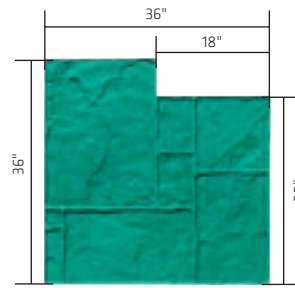
Touch-up Texture Skin: Bluestone – S20018-TS

Touch-up Texture Roller Sleeve: Bluestone – SR0920

Chisels: 2" & 4" **Touch-up Wheel:** 3/16" or 3/8"

Grout Line Width: 1/4"-1"

Grout Line Depth: 1/16"-5/16"



18" x 36" BLUESTONE



Pattern # S4210

Recommended Contractor Set: 9 Rigid, 2 Flex, 1 Skin, 1 Roller Sleeve

Suggested Touch-up and Detailing Tools:


Touch-up Texture Skin: Bluestone – S20018-TS

Touch-up Texture Roller Sleeve: Bluestone – SR0920

Chisels: 2", 4", 8", & 12" **Touch-up Wheel:** 3/16"

Grout Line Width: 3/8"

This example is laid out in a herringbone pattern. It can also be laid out in running bond, stacked bond, or basket weave.



24" x 24" BLUESTONE



Pattern # S4200

Recommended Contractor Set: 7 Rigid, 2 Flex, 1 Skin, 1 Roller Sleeve

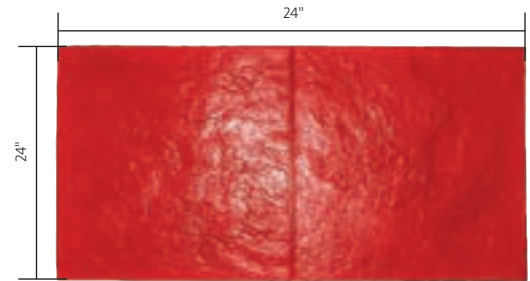
Suggested Touch-up and Detailing Tools:

Touch-up Texture Skin: Bluestone – S20018-TS

Touch-up Texture Roller Sleeve: Bluestone – SR0920

Chisels: 2", 4", & 8" **Touch-up Wheel:** 3/16"

Grout Line Width: 1/2"



ENGLISH YORKSTONE



Pattern # S4380

Recommended Contractor Set: 9 Rigid, 2 Flex, 1 Skin, 1 Roller Sleeve

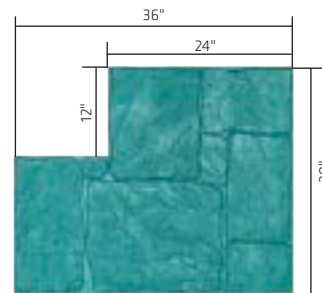
Suggested Touch-up and Detailing Tools:

Touch-up Texture Skin: Italian Slate – S7218-TS

Touch-up Texture Roller Sleeve: Italian Slate – SR0972

Chisels: 2", 4", & 8" **Touch-up Wheel:** 3/8"

Grout Line Width: 3/8"-1"



TETRA STONE



Pattern # S5300

Recommended Contractor Set: 6 Rigid, 1 Flex, 1 Skin, 1 Roller Sleeve

Suggested Touch-up and Detailing Tools:

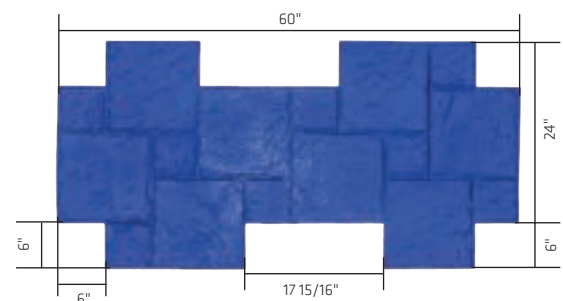
Touch-up Texture Skin: Chiseled Slate – S7618-TS

Touch-up Texture Roller Sleeve: Chiseled Slate – SR0976

Chisels: 2", 4", & 8" **Touch-up Wheel:** 3/16" or 3/8"

Flex stamp is approx. 30" x 30"

Grout Line Width: 3/16"-1/2"



COLORADO FLAG



Pattern # S3200

Recommended Contractor Set: 7 Rigid, 1 Flex, 1 Skin, 1 Roller Sleeve


Suggested Touch-up and Detailing Tools:

Touch-up Texture Skin: Bluestone - S20018-TS

Touch-up Texture Roller Sleeve: Bluestone - SR0920

Chisels: 2", 4", 8" & 12" **Touch-up Wheel:** 3/16" or 3/8"

Grout Line Width: 3/16"-3/8"



LARGE STONE FAN



Pattern # S5200

Recommended Contractor Set: 10 Rigid, 2 Flex, 1 Skin, 1 Roller Sleeve


Suggested Touch-up and Detailing Tools:

Touch-up Texture Skin: Chiseled Slate - S7618-TS

Touch-up Texture Roller Sleeve: Chiseled Slate - SR0976

Chisels: 2" **Touch-up Wheel:** 3/16"

Grout Line Width: 3/16"



FOX VALLEY FLAGSTONE



Pattern # S3300

Additional Tools:
Half Flexible - S3200-F

Recommended Contractor Set: 9 Rigid, 2 Half Flex, 1 Skin, 1 Roller Sleeve


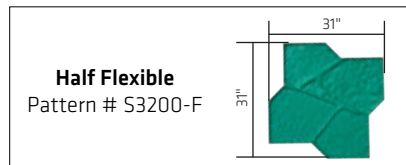

Suggested Touch-up and Detailing Tools:

Touch-up Texture Skin: Coarse Stone - S7418-TS

Touch-up Texture Roller Sleeve: Coarse Stone - SR0974

Chisels: 2", 4", & 8" **Touch-up Wheel:** 3/8"

Grout Line Width: 1/2"-1"



SLATE PATTERNS

ASHLAR SLATE



Pattern # S4000

Recommended Contractor Set: 12 Rigid, 2 Flex, 1 Skin, 1 Roller Sleeve

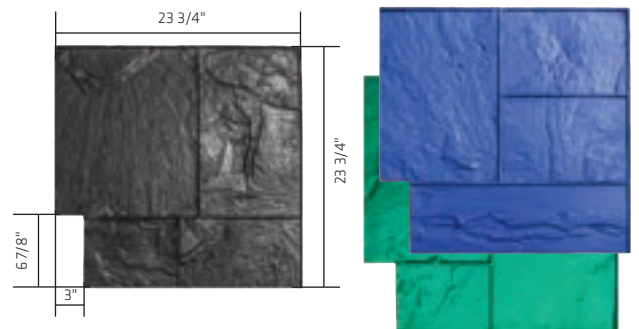
Suggested Touch-up and Detailing Tools:

Touch-up Texture Skin: Italian Slate - S7218-TS

Touch-up Texture Roller Sleeve: Italian Slate - SR0972

Chisels: 2", 4", & 8" **Touch-up Wheel:** 3/16"

Grout Line Width: 3/16"-5/16"



MAJESTIC ASHLAR



Pattern # S4100

Recommended Contractor Set: 9 Rigid, 2 Flex, 1 Skin, 1 Roller Sleeve


Suggested Touch-up and Detailing Tools:

Touch-up Texture Skin: Italian Slate - S7218-TS

Touch-up Texture Roller Sleeve: Italian Slate - SR0972

Chisels: 2", 4", & 8" **Touch-up Wheel:** 3/16"

Grout Line Width: 1/4"-3/8"



3' x 3' SLATE



Pattern # S4403

Recommended Contractor Set: 9 Rigid, 2 Flex, 1 Skin, 1 Roller Sleeve

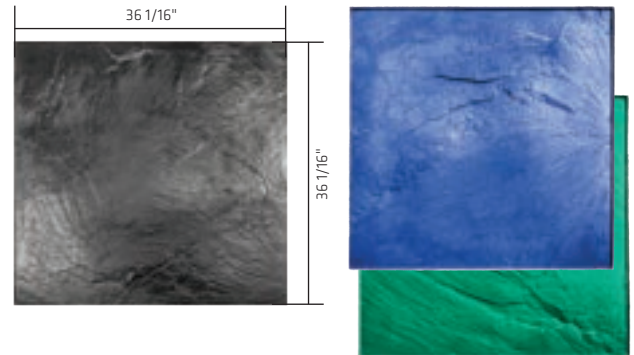
Suggested Touch-up and Detailing Tools:

Touch-up Texture Skin: Italian Slate - S7218-TS

Touch-up Texture Roller Sleeve: Italian Slate - SR0972

Chisels: 2", 4", 8", & 12" **Touch-up Wheel:** 3/16"

Grout Line Width: 3/16"-3/8"



BRICK PATTERNS

OLD CHICAGO RUNNING BOND BRICK



Pattern # S6600

Recommended Contractor Set: 10 Rigid, 2 Flex, 1 Skin, 1 Roller Sleeve


Suggested Touch-up and Detailing Tools:

Touch-up Texture Skin: Old Chicago - S73180-TS

Touch-up Texture Roller Sleeve: Old Chicago - SR0966

Chisels: 2", 4", & 8" **Touch-up Wheel:** 3/8"

Grout Line Width: 1/4"-7/8"
Brick Size: 8 1/2" x 4"



OLD CHICAGO HERRINGBONE BRICK



Pattern # S6700

Recommended Contractor Set: 10 Rigid, 2 Flex, 1 Skin, 1 Roller Sleeve

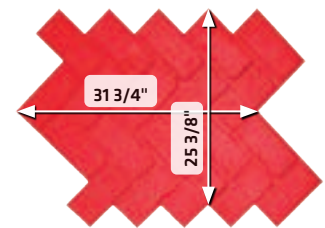
Suggested Touch-up and Detailing Tools:

Touch-up Texture Skin: Old Chicago - S73180-TS


Touch-up Texture Roller Sleeve: Old Chicago - SR0966

Chisels: 2", 4", & 8" **Touch-up Wheel:** 3/8"

Grout Line Width: 3/8"-7/8"
Grout Line Depth: 1/16"-1/4"
Brick Size: 8 1/2" x 4"



NEW BRICK RUNNING BOND



Pattern # S6200

Recommended Contractor Set: 10 Rigid, 2 Flex, 1 Skin, 1 Roller Sleeve

Suggested Touch-up and Detailing Tools:

Touch-up Texture Skin: New Brick - S7318-TS

Touch-up Texture Roller Sleeve: New Brick - SR0960

Chisels: 2", 4", & 8" **Touch-up Wheel:** 3/16" or 3/8"

Grout Line Width: 1/4"-3/8"
Brick Size: 7 5/8" x 3 3/4"



WOOD PATTERNS

GILPIN'S FALL BRIDGE PLANK



Grout Line Width: 1/8"
Grout Line Depth: 3/16"

Available Tools:

- 55" x 16" (Green) – S7380GR
- 55" x 16" (Blue) – S7380BL
- 55" x 16" (Black) – S7380BK

Additional Tools:

- 96" x 16" (Black) – S7388BK
- 8" Timber End Grain Set – S7398 (see page 19)
- 4" End Grain Liner – S9177

Recommended Contractor Set: 9 Rigid, 2 Flex, 1 – 25" x 13 1/2" Skin, 1 – 53" x 15" Skin

Suggested Touch-up and Detailing Tools:

Touch-up Texture Skins:

- 25" x 13 1/2" Gilpin's Falls Bridge Plank – S7380-TS
- 53" x 15" Gilpin's Falls Bridge Plank – S7381-TS

Chisels: 2", 4", 8", & 12" **Touch-up Wheel:** not recommended



6" WOOD PLANK



Grout Line Width: 1/8"
Grout Line Depth: 1/8"

Pattern # S7370

Additional Tools:

- Single Wood Plank Flexible – S7371FL
- Flexible 'X' – S7370XFL
- Flexible 'Y' – S7370YFL
- 8" Timber End Grain Set – S7398 (see page 19)


Recommended Contractor Set: 3 Black Rigid, 3 Blue Rigid, 1 'X' Flex, 1 'Y' Flex, 1 Single Plank Flex, 1 Skin

Suggested Touch-up and Detailing Tools:

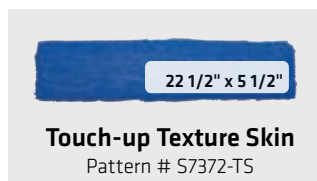
Touch-up Texture Skin: 6" Wood Plank – S7372-TS

Chisels: 2", 4", & 8" **Touch-up Wheel:** not recommended


Both Flexible 'X' and Flexible 'Y' tools are recommended to continue consistency of wood grain in stamped pattern




Single Wood Plank Flexible
Pattern # S7371FL



Touch-up Texture Skin
Pattern # S7372-TS



Flexible 'X'
Pattern # S7370XFL



Flexible 'Y'
Pattern # S7370YFL

12" WOOD PLANK



Grout Line Width: 1/8"

Available Tools:

16" x 12" - S7516
 32" x 12" - S7532
 48" x 12" - S7548
 64" x 12" - S7564
 80" x 12" - S7580
 96" x 12" - S7596

Additional Tools:

8" Timber End Grain Set - S7398 (see page 19)

Recommended Contractor Set: 2 to 3 of each Rigid, 1 - 16" x 12" Flex, 1 - 32" x 12" Flex, 1 - 48" x 12" Flex, 1 Skin

Suggested Touch-up and Detailing Tools:

Touch-up Texture Skin: 12" Wood Plank - S7599-TS

Chisels: 2", 4", 8", & 12" **Touch-up Wheel:** not recommended



47" x 11"

Touch-up Texture Skin
 Pattern # S7599-TS




32" x 12"



48" x 12"



64" x 12"



16" x 12"



96" x 12"



80" x 12"

TEXTURE MATS & TOUCH UP SKINS

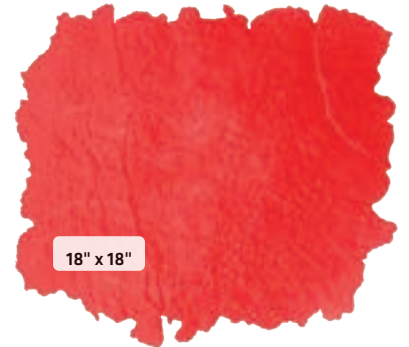


HEAVY STONE TEXTURE MATS & TOUCH-UP SKINS

Available Tools:

18" x 18" - S7118-TS (touch-up texture skin)
 36" x 36" - S7136-TS (texture mat with handles)
 48" x 48" - S7148-TS (texture mat with handles)

Recommended Contractor Set: 4 - 48" x 48", 1 - 18" x 18"



18" x 18"



ITALIAN SLATE TEXTURE MATS & TOUCH-UP SKINS

Available Tools:

18" x 18" - S7218-TS (touch-up texture skin)
 36" x 36" - S7236-TS (texture mat with handles)
 48" x 48" - S7248-TS (texture mat with handles)

Recommended Contractor Set: 4 - 48" x 48", 1 - 18" x 18", 1 Roller Sleeve

Suggested Touch-up and Detailing Tools:

Touch-up Texture Roller Sleeve: Italian Slate - SR0972



18" x 18"





OXFORD SLATE TEXTURE MATS & TOUCH-UP SKINS

Available Tools:

- 18" x 18" - S8418-TS (touch-up texture skin)
- 36" x 36" - S8436-TS (texture mat with handles)
- 48" x 48" - S8448-TS (texture mat with handles)

Recommended Contractor Set: 4 - 48" x 48", 1 - 18" x 18"





HADLEY CREEK SHALE TEXTURE MATS & TOUCH-UP SKINS

Available Tools:

- 18" x 18" - S8518-TS (touch-up texture skin)
- 36" x 36" - S8536-TS (texture mat with handles)
- 48" x 48" - S8548-TS (texture mat with handles)

Recommended Contractor Set: 4 - 48" x 48", 1 - 18" x 18"



BLUESTONE TEXTURE MATS & TOUCH-UP SKINS


Available Tools:

- 18" x 18" - S20018-TS (touch-up texture skin)
- 36" x 36" - S20036-TS (texture mat with handles)
- 48" x 48" - S20048-TS (texture mat with handles)

Recommended Contractor Set: 4 - 48" x 48", 1 - 18" x 18", 1 Roller Sleeve

Suggested Touch-up and Detailing Tools:

Touch-up Texture Roller Sleeve: Bluestone - SR0920



CHISELED SLATE TEXTURE MATS & TOUCH-UP SKINS


Available Tools:

- 18" x 18" - S7618-TS (touch-up texture skin)
- 36" x 36" - S7636-TS (texture mat with handles)
- 48" x 48" - S7648-TS (texture mat with handles)

Recommended Contractor Set: 4 - 48" x 48", 1 - 18" x 18", 1 Roller Sleeve

Suggested Touch-up and Detailing Tools:

Touch-up Texture Roller Sleeve: Chiseled Slate - SR0976



BORDER PATTERNS



NEW BRICK SOLDIER COURSE

Pattern # S6900

Additional Tools:


Finishing Corner - S6903 (see **A**)
 Soldier Curve - S6230, Single Brick Set - S6905 (see **B**)

Recommended Contractor Set: 2 Rigid, 1 Flex, 1 Finishing Corner, 1 Soldier Curve, 1 Single Brick Set, 1 Skin, 1 Roller Sleeve, 1 Touch-up Tool Set

Suggested Touch-up and Detailing Tools:

Touch-up Texture Skin: New Brick - S7318-TS
Touch-up Texture Roller Sleeve: New Brick - SR0960
Touch-up Tool Set: New Brick Soldier Course - S6231

Grout Line Width: 1/4"-3/8"
 Brick Size: 3 3/4" x 7 3/4"



OLD CHICAGO SOLDIER COURSE

Pattern # S6800

Additional Tools:

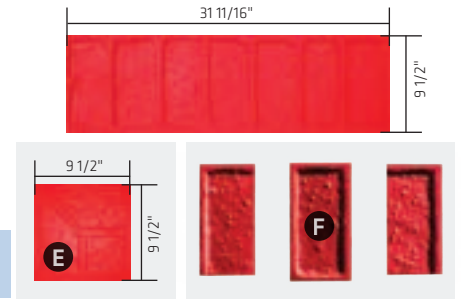
Finishing Corner - S6801 (see **E**)
 Soldier Curve - S6830, Single Brick Set - S6803 (see **F**)

Recommended Contractor Set: 2 Rigid, 1 Flex, 1 Finishing Corner, 1 Soldier Curve, 1 Single Brick Set, 1 Skin, 1 Roller Sleeve, 1 Touch-up Tool Set

Suggested Touch-up and Detailing Tools:

Touch-up Texture Skin: Old Chicago - S73180-TS
Touch-up Texture Roller Sleeve: Old Chicago - SR0966
Touch-up Tool Set: Old Chicago Soldier Course - S6831
Chisels: 2", 4", & 8" **Touch-up Wheel:** 3/8"

Grout Line Width: 3/8"
 Brick Size: 4" x 8 1/2"



LARGE BRICK SOLDIER COURSE

Pattern # S6850

Recommended Contractor Set: 2 Rigid, 1 Flex, 1 Skin, 1 Roller Sleeve

Suggested Touch-up and Detailing Tools:

Touch-up Texture Skin: New Brick - S7318-TS
Touch-up Texture Roller Sleeve: New Brick - SR0960
Chisels: 2", 4", & 8" **Touch-up Wheel:** not recommended

Grout Line Width: 1/8"
 Brick Size: 3 7/8" x 11 3/4"



4" X 4" GRANITE BORDER 2 ROW


Pattern # S5615

Recommended Contractor Set: 2 Rigid, 1 Flex, 1 Skin

Suggested Touch-up and Detailing Tools:

Touch-up Texture Skin: 4" x 4" Granite Set - S5618-TS
Chisels: 2" & 4" **Touch-up Wheel:** 3/16" or 3/8"

Grout Line Width: 3/8"-5/8"



4" TUMBLLED EDGE STONE BORDER

Pattern # S8210


Additional Tools:

Finishing Corner - S8211
 'T' - S8212
 Cross - S8213


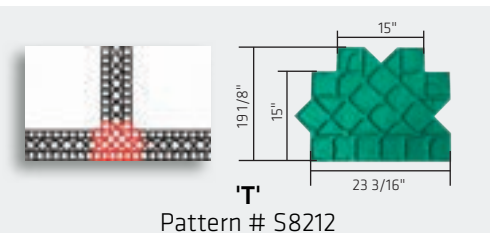
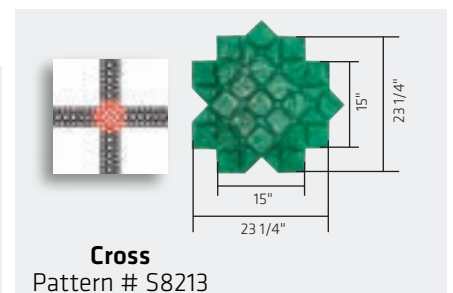
Recommended Contractor Set: 2 Rigid, 1 Flex, 1 Corner, 1 Skin, 1 Roller Sleeve
 (1 Cross & 1 'T' if needed)

Suggested Touch-up and Detailing Tools:

Touch-up Texture Skin: Bluestone - S20018-TS
Touch-up Texture Roller Sleeve: Bluestone - SR0920
Chisels: 2" & 4" **Touch-up Wheel:** 3/16" or 3/8"



Grout Line Width: 1/4"-5/8"



COMPASS PATTERNS



48" COMPASS ROSE

Pattern # S8235

Grout Line Width: 1/8"-1/2"



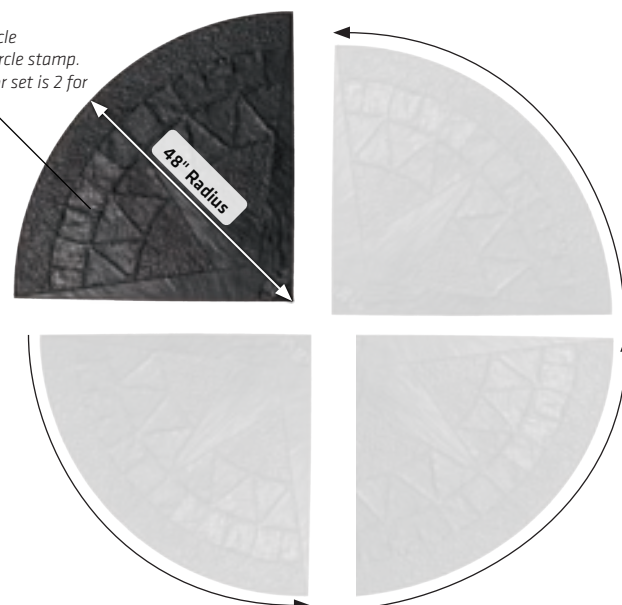
48" WINDROSE

Pattern # S8230

Grout Line Width: 1/4"-1/2"



The 96" Windrose 1/4 Circle consists of a single 1/4 circle stamp. Recommended contractor set is 2 for alignment purposes.



96" WINDROSE

1/4 CIRCLE

Pattern # S8240

Grout Line Width: 1/8"-5/8"
Grout Line Depth: 1/16"-1/4"